














# **CHESS**

## **for Parents and Kids**

**This book is for kids 5-7 years young who want to start learning chess and for parents who want to help them. This guide is specially designed for kids who cannot read (or cannot read fluently) textual information. But they can recognize and solve chess positions (puzzles) using Visual Chess Study method . The method develops kid's concentration, focusing, pattern recognition and many other skills. The guide contains 70 pages (35 pages for kids and 35 for parents with 280 diagrams), and represents all basic issues: chessboard and pieces, chess notation, how pieces move, special moves – castling, en passant, pawn promotion, samples of mating patterns and tests in form of chess puzzles. This guide is the first book in the set of CHESS for Boys and Girls.**














.

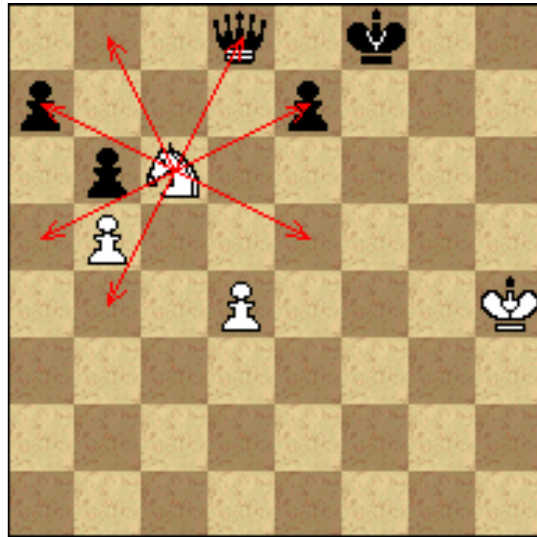
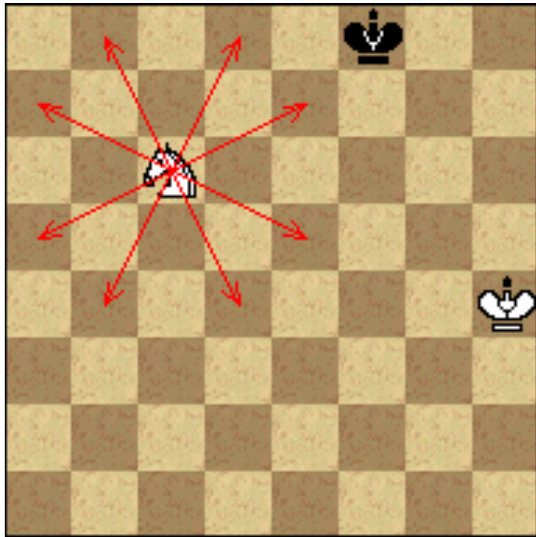
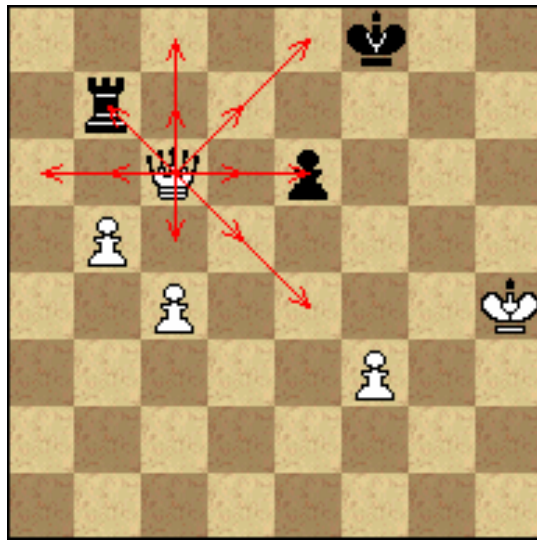
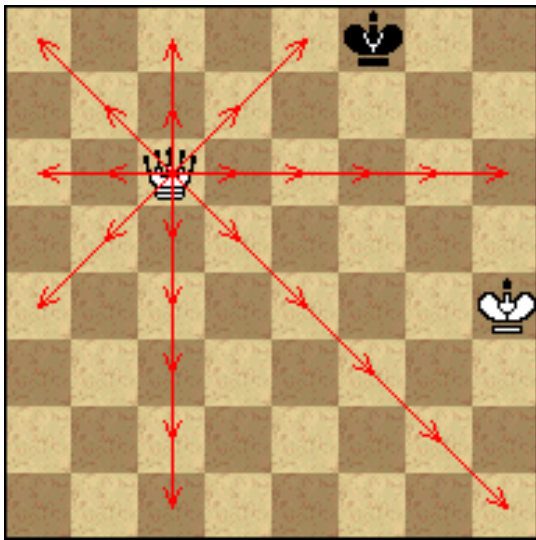
## **Visual Chess Study**

# Parents Page

## Chess Pieces, Chessboard and Chess Notation

	 <p><b>King K</b></p> <p><b>White King on e1 Ke1</b> <b>Black King on e8 Ke8</b></p>	<p><b>Start Position</b></p> 
		<p><b>Queen Q</b></p> <p><b>Qd1 White Queen on d1</b> <b>Qd8 Black Queen on d8</b></p>
		<p><b>Rook R</b></p> <p><b>Ra1 and Rh1 White Rooks on a1 &amp; h1</b> <b>Ra8 and Rh8 Black Rooks on a8 &amp; h8</b></p>
		<p><b>Bishop B</b></p> <p><b>Bc1 and Bf1 White Bishops on c1 &amp; f1</b> <b>Bc8 and Bf8 Black Bishops on c8 &amp; f8</b></p>
		<p><b>Knight N</b></p> <p><b>Nb1 and Ng1 White Knights on b1 &amp; g1</b> <b>Nb8 and Ng8 Black Knights on b8 &amp; g8</b></p>
		<p><b>Pawn P</b></p> <p><b>White pawns on a2,b2,c2,d2,e2,f2,g2,h2</b> <b>Black pawns on a7,b7,c7,d7,e7,f7,g7,h7</b></p>




# Parents Page

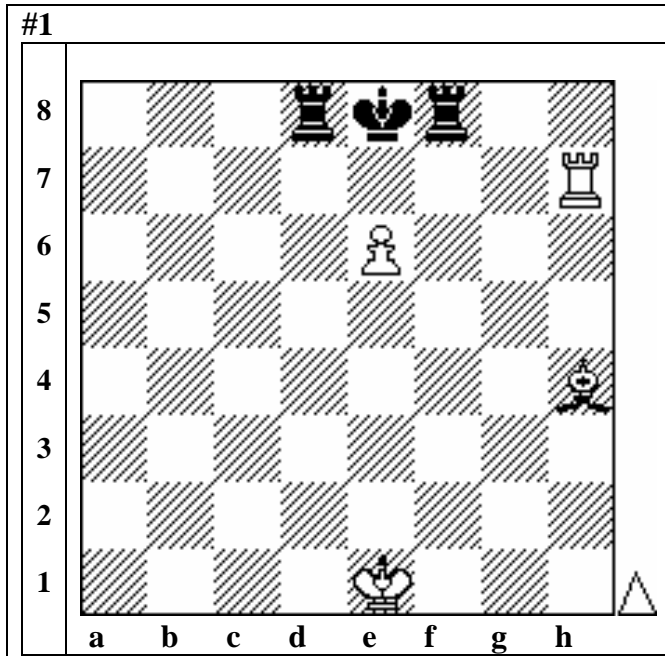
## Chess Notation Table

Each square on a chessboard has a name according to this table

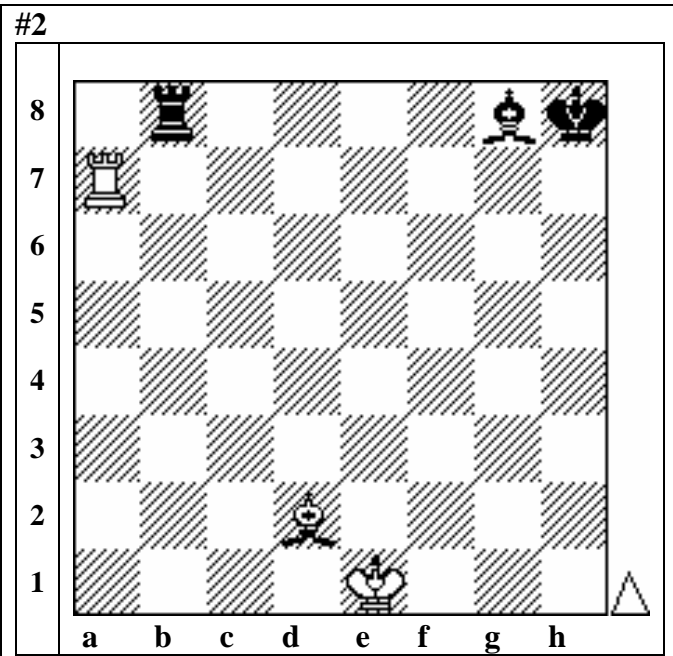
<b>a8</b>	<b>b8</b>	<b>c8</b>	<b>d8</b>	<b>e8</b>	<b>f8</b>	<b>g8</b>	<b>h8</b>
<b>a7</b>	<b>b7</b>	<b>c7</b>	<b>d7</b>	<b>e7</b>	<b>f7</b>	<b>g7</b>	<b>h7</b>
<b>a6</b>	<b>b6</b>	<b>c6</b>	<b>d6</b>	<b>e6</b>	<b>f6</b>	<b>g6</b>	<b>h6</b>
<b>a5</b>	<b>b5</b>	<b>c5</b>	<b>d5</b>	<b>e5</b>	<b>f5</b>	<b>g5</b>	<b>h5</b>
<b>a4</b>	<b>b4</b>	<b>c4</b>	<b>d4</b>	<b>e4</b>	<b>f4</b>	<b>g4</b>	<b>h4</b>
<b>a3</b>	<b>b3</b>	<b>c3</b>	<b>d3</b>	<b>e3</b>	<b>f3</b>	<b>g3</b>	<b>h3</b>
<b>a2</b>	<b>b2</b>	<b>c2</b>	<b>d2</b>	<b>e2</b>	<b>f2</b>	<b>g2</b>	<b>h2</b>
<b>a1</b>	<b>b1</b>	<b>c1</b>	<b>d1</b>	<b>e1</b>	<b>f1</b>	<b>g1</b>	<b>h1</b>



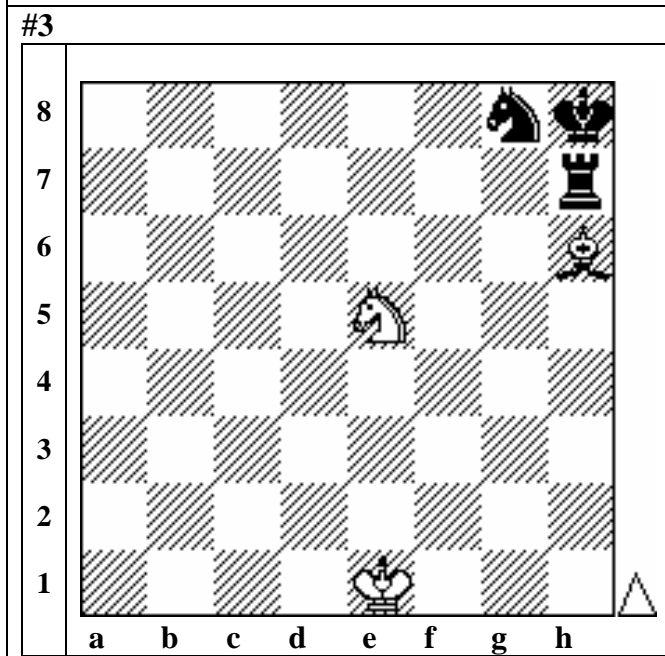
# Mate in 1 move



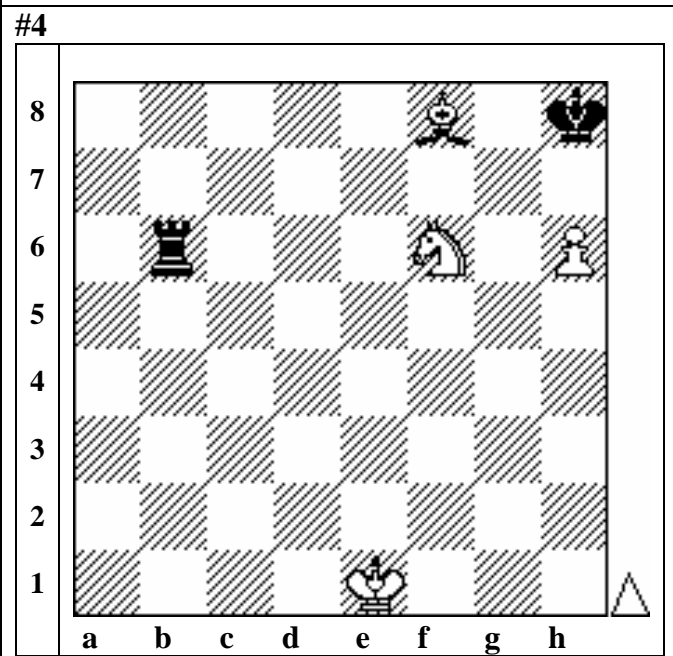
1.



1.

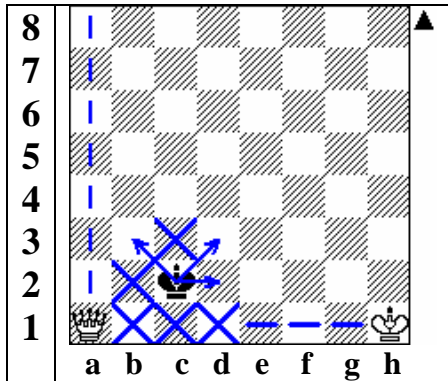


1.

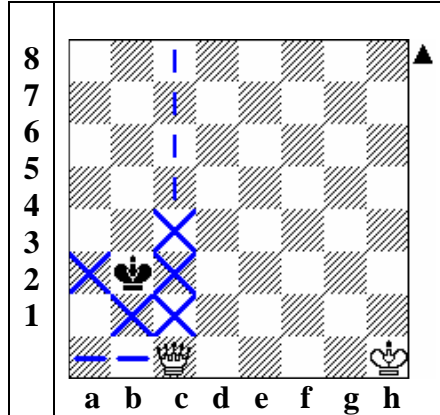


1.

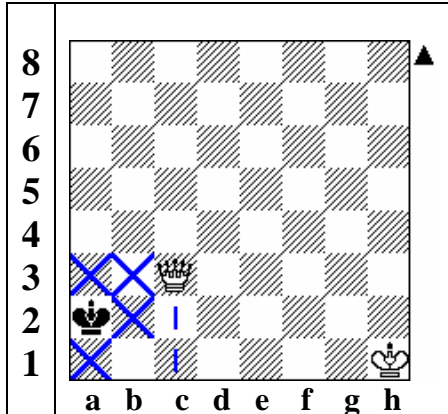
How to make checkmate with extra Queen: Sample  
*Do not make checks! Checkmate!*



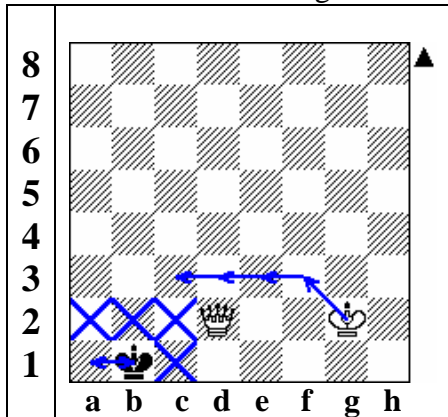
1. ...Kc2 – b3 2. Qa1 – c1



2. ...Kb3 – a2 3. Qc1 – c3

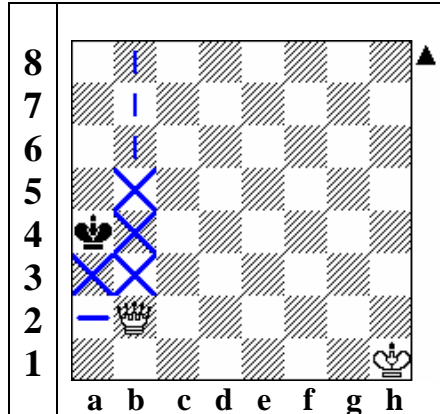


3. ...Ka2 – b1 4. Qc3 – d2  
 4. ...Kb1 – a1 5. Kh1 – g2!

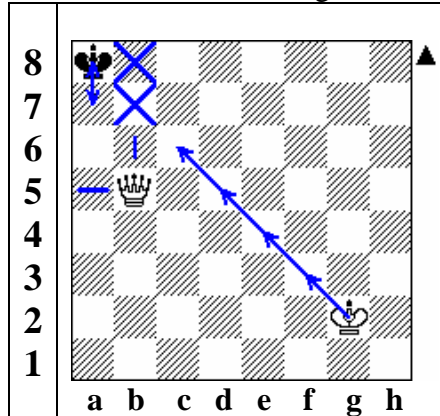


5. ...Kb1 – a1  
 6. Kg2 – f3 Ka1 – b1  
 7. Kf3 – e3 Kb1 – a1  
 8. Ke3 – d3 Ka1 – b1  
 9. Kd3 – c3 Kb1 – a1  
 10. Qd2 – b2X

2. ...Kb3 – a4 3. Qc1 – b2

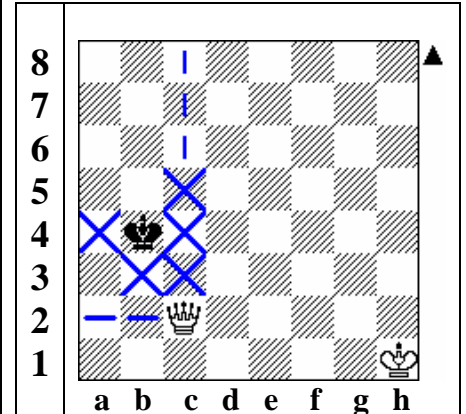


3. ...Ka4 – a5 4. Qb2 – b3  
 4. ...Ka5 – a6 5. Qb3 – b4  
 5. ...Ka6 – a7 6. Qb4 – b5  
 6. ...Ka7 – a8 7. Kh1 – g2!

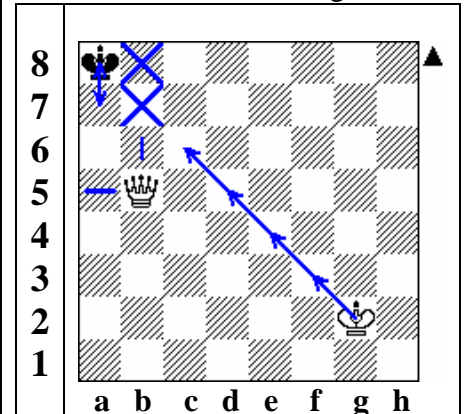


7. ....Ka8 – a7 8. Kg2 – f3  
 8. ....Ka7 – a8 9. Kf3 – e4  
 9. ....Ka8 – a7 10. Ke4 – d5  
 10. ...Ka7 – a8 11. Kd5 – c6  
 11. ...Ka8 – a7 12. Qb5 – b7X

2. ...Kb3 – b4 2. Qc1 – c2



3. ...Kb4 – b5 4. Qc2 – c3  
 4. ...Kb5 – b6 5. Qc3 – c4  
 5. ...Kb6 – b7 6. Qc4 – c5  
 6. ...Kb7 – b8 7. Qc5 – c6  
 7. ...Kb8 – a7 8. Qc6 – b5  
 8. ...Ka7 – a8 9. Kh1 – g2!



7. ....Ka8 – a7 8. Kg2 – f3  
 8. ....Ka7 – a8 9. Kf3 – e4  
 9. ....Ka8 – a7 10. Ke4 – d5  
 10. ...Ka7 – a8 11. Kd5 – c6  
 11. ...Ka8 – a7 12. Qb5 – b7X

**CONTENTS**

	<b>Page</b>	<b># of Puzzles</b>
<b>Chess Pieces, Chessboard and Chess Notation</b>	<b>1</b>	
<b>How King moves</b>	<b>3</b>	<b>8</b>
<b>How other pieces move</b>	<b>5</b>	<b>16</b>
<b>Checkmate</b>	<b>9</b>	<b>16</b>
<b>Mate in one move</b>	<b>13</b>	<b>8</b>
<b>Mate in two moves</b>	<b>15</b>	<b>8</b>
<b>Chess Notation Table</b>	<b>17</b>	<b>4</b>
<b>Pawn Promotion</b>	<b>19</b>	<b>8</b>
<b>How pawns move and capture</b>	<b>21</b>	<b>8</b>
<b>Castling</b>	<b>23</b>	<b>8</b>
<b>The First Game</b>	<b>25</b>	<b>8</b>
<b>Exercises: Mate in one move</b>	<b>27</b>	<b>8</b>
<b>Exercises: Mate in two moves</b>	<b>29</b>	<b>8</b>
<b>Value of Pieces</b>	<b>31</b>	<b>8</b>
<b>Mate by two pieces</b>	<b>33</b>	<b>8</b>
<b>Mate by pawn</b>	<b>35</b>	<b>8</b>
<b>Mate by extra queen</b>	<b>37</b>	<b>8</b>
<b>Exercises: Mate in one move</b>	<b>39</b>	<b>48</b>
<b>Mate by extra rook</b>	<b>51</b>	<b>24</b>
<b>Mate by two rooks</b>	<b>55</b>	<b>24</b>
<b>Mate by queen</b>	<b>61</b>	<b>32</b>
<b>Exercise: Mate by queen</b>	<b>63</b>	<b>8</b>
<b>Mate by rook: sample</b>	<b>65</b>	<b>12</b>
<b>Contents</b>	<b>69</b>	
<b>Total</b>	<b>70</b>	<b>288</b>