

# **CHESS**

## **for Boys and Girls**

### **Part 2. Beginner's Guide**

This book represents Visual Chess Study method for learning chess and improving chess skills. A student can study chess using chess diagrams and solving chess positions along with a short comments and instructions. The method develops student's concentration, focusing, pattern recognition and many other skills that can be considered as visualizing.

Visualizing – the ability to imagine a sequence of actions before it happens; for chess - the ability to shift pieces in a mind, first one, then several moves ahead.

On supposition that a student is familiar with basic chess rules on level of novices (particularly with contents of “Chess for Boys and Girls/Part 1/The Guide for Novices”) this book contains 642 diagrams related to basic aspects of chess beginner level (tactics, mating patterns, combinations) with multiple tests.

The Visual Chess Study method and material of the book is prepared by InTime Corporation, Boston, MA USA. Edited by Dr. Mark Lanin, US Chess Master, 1991 US Senior Open Champion.

# **Visual Chess Study**

## CONTENTS

## Page # # of Puzzles

<b>The First Test</b>	<b>3</b>	<b>24</b>
<b>No Chessboard Exercise</b>	<b>5</b>	<b>30</b>
<b>Test Without Chessboard</b>	<b>11</b>	<b>54</b>
<b>Tactics Exercise #1</b>	<b>17</b>	<b>48</b>
<b>Solutions</b>	<b>25</b>	
<b>The Checkmate Test 1-2-3</b>	<b>27</b>	<b>60</b>
<b>Solutions</b>	<b>32</b>	
<b>Tactics Zugzwang</b>	<b>33</b>	<b>6</b>
<b>The Last Check w/Answers</b>	<b>35</b>	<b>24</b>
<b>The Best Move</b>	<b>47</b>	<b>24</b>
<b>The Value of Pieces</b>	<b>49</b>	<b>15</b>
<b>Kings Endgame</b>	<b>50</b>	<b>12</b>
<b>Quick Test</b>	<b>51</b>	<b>12</b>
<b>Tactics Exercise #2 w/Answers</b>	<b>53</b>	<b>108</b>
<b>Double Attack</b>	<b>71</b>	<b>21</b>
<b>Make Pin</b>	<b>73</b>	<b>12</b>
<b>Question Test</b>	<b>74</b>	<b>15</b>
<b>Checkmate/Test123</b>	<b>75</b>	<b>75</b>
<b>Solutions</b>	<b>80</b>	
<b>Tactics/Test/Select</b>	<b>81</b>	<b>102</b>
<b>Solutions</b>	<b>98</b>	
<b>Contents</b>	<b>99</b>	
<b>Total</b>	<b>100</b>	<b>642</b>

*For composition of this book many sources were used, particularly materials from books of Fred Reinfeld (“1001 Winning Chess Sacrifices and Combinations”, “Beginner’s Guide for Winning Chess”), John Walker (“Chess Combinations: The Improving Player’s Puzzle Book”), Victor Khenkin (“The Last Check: Anthology of Mating Combinations”, published in 1979 on Russian) and other materials.*

**KEYWORDS:** *chess, chess play, learning chess, starting chess, teaching chess yourself, puzzle, combination, opening, visual chess study, chess diagrams, newcomers, beginners, intermediate.*

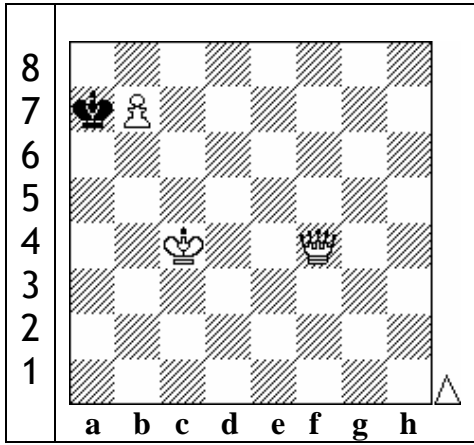
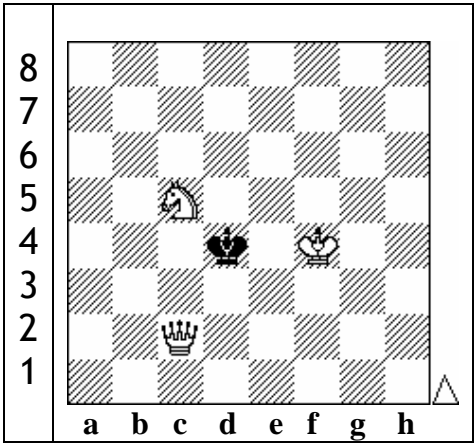
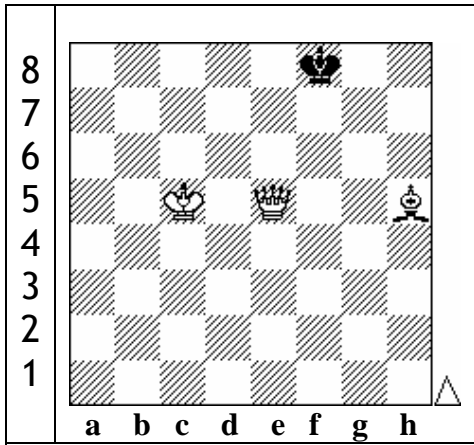
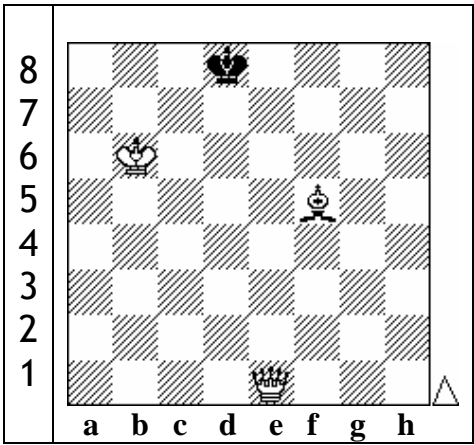
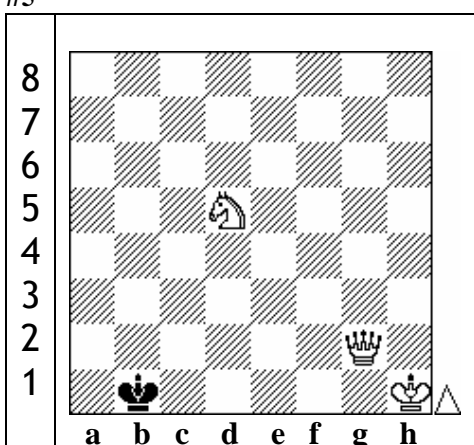

The First Test

Lesson 1.1 Checkmate or Find The Best Move

<p>#1 Mate in 2 moves</p> <p>score 1 point:</p>	<p>#2 Mate in 3 moves</p> <p>score 2 points:</p>	<p>#3 Mate in 2 moves</p> <p>score 2 points:</p>
<p>#4 Mate in 2 moves</p> <p>score 1 point:</p>	<p>#5 Mate in 1 move</p> <p>score 1 point:</p>	<p>#6 Mate in 1 move</p> <p>score 2 points:</p>
<p>#7 Find the best move</p> <p>score 1 point:</p>	<p>#8 Find the best move</p> <p>score 1 point:</p>	<p>#9 Find the best move</p> <p>score 1 point:</p>
<p>#10 Find the best move</p> <p>score 2 points:</p>	<p>#11 Find the best move</p> <p>score 2 points:</p>	<p>#12 Find the best move</p> <p>score 3 points:</p>

No Chessboard/Exercise #1

Read Solutions: Mate in two moves by Zugzwang

<p>#1</p>  <p>1. Qf4-c7 Ka7-a6 2. b7-b8N mate</p>	<p>#2</p>  <p>1. Nc5-b7 Kd4-d5 2. Qc2-e4 mate</p>
<p>#3</p>  <p>1. Qe5-g3 Kf8-e7 2. Qg3-d6 mate</p>	<p>#4</p>  <p>1. Bf5-c8 Kd8xc8 2. Qe1-e8 mate</p>
<p>#5</p>  <p>1. Ne4-g5 Kg8-f8 2. Qb7-f7 mate</p>	<p>#6</p>  <p>1. Rh8-h7 Ka6-a5 2. Rh7-a7 mate</p>

# Visual Chess Study

# The Guide for Beginners

No Chessboard/ Exercise #2

Mate in two moves

Write your solutions using chess notation

<p>#1</p>	<p>#2</p>
<p>#3</p>	<p>#4</p>
<p>#5</p>	<p>#6</p>

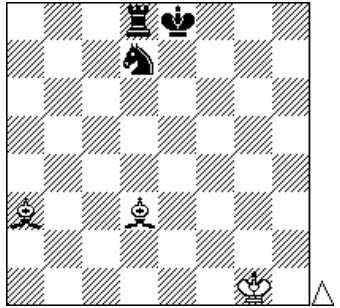
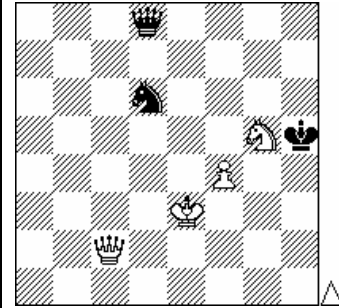
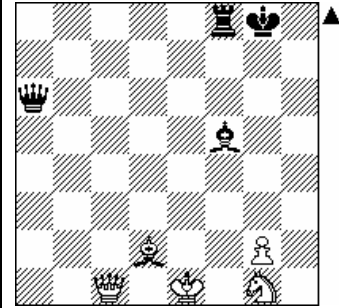
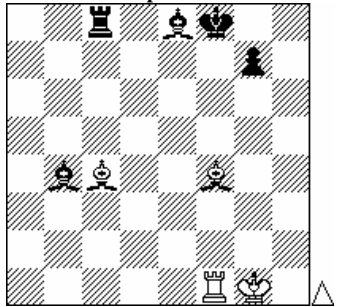
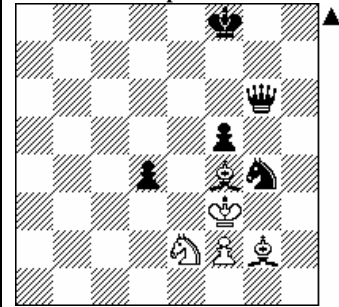
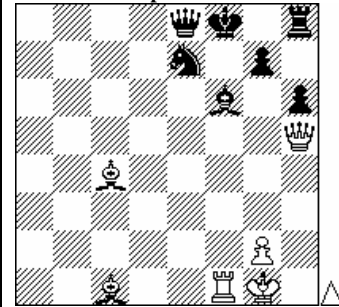
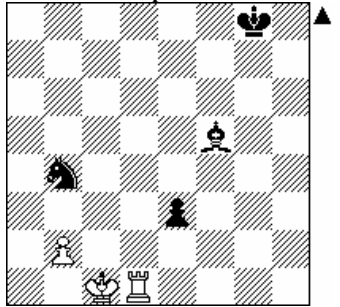
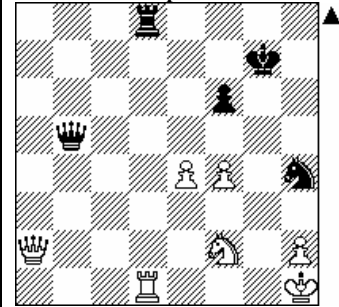
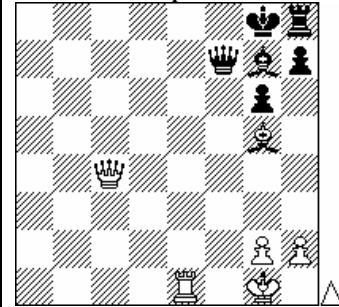



The Last Check

Lesson #4.1

Mating positions with The Knight

<p>#1</p>	<p>#2</p>
<p>#3</p>	<p>#4</p>
<p>#5</p>	<p>#6</p>



<p><b>#1 Mate in 1 move</b> score: 1 point</p>  <p>8 7 6 5 4 3 2 1</p> <p>a b c d e f g h</p>	<p><b>#2 Mate in 2 moves</b> score: 2 points</p>  <p>8 7 6 5 4 3 2 1</p> <p>a b c d e f g h</p>	<p><b>#3 Mate in 3 moves</b> score: 2 points</p>  <p>8 7 6 5 4 3 2 1</p> <p>a b c d e f g h</p>
<p><b>#4 Mate in 1 move</b> score: 1 point</p>  <p>8 7 6 5 4 3 2 1</p> <p>a b c d e f g h</p>	<p><b>#5 Mate in 2 moves</b> score: 2 points</p>  <p>8 7 6 5 4 3 2 1</p> <p>a b c d e f g h</p>	<p><b>#6 Mate in 3 moves</b> score: 3 points</p>  <p>8 7 6 5 4 3 2 1</p> <p>a b c d e f g h</p>
<p><b>#7 Mate in 1 move</b> score: 2 points</p>  <p>8 7 6 5 4 3 2 1</p> <p>a b c d e f g h</p>	<p><b>#8 Mate in 2 moves</b> score: 3 points</p>  <p>8 7 6 5 4 3 2 1</p> <p>a b c d e f g h</p>	<p><b>#9 Mate in 3 moves</b> score: 4 points</p>  <p>8 7 6 5 4 3 2 1</p> <p>a b c d e f g h</p>
<p><b>#10 Mate in 1 move</b> score: 2 points</p>  <p>8 7 6 5 4 3 2 1</p> <p>a b c d e f g h</p>	<p><b>#11 Mate in 2 moves</b> score: 3 points</p>  <p>8 7 6 5 4 3 2 1</p> <p>a b c d e f g h</p>	<p><b>#12 Mate in 3 moves</b> score: 3 points</p>  <p>8 7 6 5 4 3 2 1</p> <p>a b c d e f g h</p>

**CHES for Boys and Girls  
Copyright © by InTime Corporation, 2005**

**For comments and information about new editions  
and releases, please, mail:**

**Dr. Mark Lanin, President of InTime Corp.  
44 Strawberry Hill Avenue Apt 6B  
Stamford, CT 06902 USA**

**phone 203-975-7510  
e-mail address: marklanin@optonline.net**